



SpecGuide

ACTIVESTOR[®]
SPECIFICATIONS



SPACESAVER® ACTIVESTOR® SPECIFICATIONS

Specification Guide

GENERAL INFORMATION

To meet specific filing requirements, lateral file and storage cabinet units can be created from an unparalleled selection of cabinet sizes and specialized interior options. The section includes shells and corresponding drawers, receding doors, storage cabinets and legal/letter and EDP interiors.

Cabinet shells are available in three widths and 40 standard heights. Shells are notched in 1/2" increments to accept a wide variety of interior options. Interior options range from 3", 6", 9" and 10 1/2" drawers through 12", 13 1/2" and 15" drawers and receding doors. Cupboards are also available in numerous heights. Various shelves and computer media storage accessories may be specified behind storage cabinet doors and receding doors.

Height

Lateral files and storage cabinets are available in 40 standard heights. Heights include 1/2" allowance for leveling glides fully recessed.

Depth

All lateral files and storage cabinets are 18" deep.

Width

Lateral files and storage cabinets are available in three standard widths: 30", 36" and 42".

Drawer Dimensions

Refer to the illustrations on page 3 for the range of drawer sizes and the height clearance of each.

CONSTRUCTION AND STANDARD FEATURES

Basic Shell

Shell common to lateral file and storage cabinet units. Uprights punched to accept interior components on 1/2" centers. Uprights and top and bottom reinforcements are welded into rigid "boxframe." Constructed of 18- and 20-gauge steel. Seamless back and top with reinforced corners.

Illustrated shell heights include 1/2" for adjustable glide in recessed position.

Doors/Drawers

Drawer fronts, 20-gauge steel with full-width flush inset pull and label holder. Fronts are screw-mounted to roll-out shelves to build drawers. Roll-out shelf body, 20-gauge steel slotted on 1/2" centers to accept dividers. Leading edge formed to provide handle; center section offset for additional strength. Shelf ends, 18-gauge steel, notched to accept hanging folder bars. Each roll-out shelf equipped with two heavy-duty, three-section, ball-bearing suspensions.

Note: Drawers have been tested to accept loads of 125 lbs. This exceeds ANSI/BIFMA X5.2-1997 standards for lateral files when recommended counterbalance weight is installed.

Hinged door, 20-gauge steel, double-wall construction. Door swing is limited to 110° to prevent contact with adjacent cabinet, European style hinges and full height vertical flush inset pull.

Shelves

Blank shelf, 22-gauge steel, formed 1" thick on front and back edges. End Tab Shelf, 20-gauge steel shelf and back, 20-gauge sides. Shelf offset along width to increase strength. Slotted on 1" increments to accept plate dividers.

Lateral files meet or exceed ANSI/BIFMA X5.2-1997 standards.

Receding Door

20-gauge steel with full-width flush inset pull and label holder. Equipped with sound absorber. Doors have guiding mechanism fitted with nylon glides to prevent metal-to-metal contact and ensure effortless operation.

The diagrams on the following page identify various shelf and drawer combinations and related height clearances behind a receding door. The diagrams illustrate typical use. Additional interior options can be installed behind a receding door. Note: Dimensions have been taken from the front raised edge of the roll-out shelf.

Note: Receding doors cannot be installed directly below a drawer.

Accessories

Plate dividers, 18-gauge steel, notched to lock into shelf. Folder bars, 30" & 36" (14-gauge steel); 42" (12-gauge steel), offset to maximize strength.

Suspended binder frames are constructed of 14- to 18-gauge steel. Screw-mounted to cabinet. Can be used behind 13 1/2" and 15" receding doors and hinged storage cabinet doors.

Adjustable Glides

Lateral files and storage cabinets are supplied with four adjustable glides. The glides can be adjusted from inside the cabinet using a 1/4" hex socket wrench, or from outside the cabinet using a 3/8" wrench. Standard glides provide 3/4" adjustment; longer glides are also available. Overall cabinet heights include the glide in its recessed position.

Interlock

All cabinets are equipped with an interlock safety mechanism. This mechanism reduces the possibility of cabinet tipover by permitting only one drawer to be opened at a time. With some unique combinations, an individual drawer may not be controlled by the interlock. In these instances, a caution label will be affixed to the drawer body.

Locks

Locks are standard on all units. The lock is a high-security double-bit type. The double-bit lock offers superior security when compared to a single-bit lock. Units are standard with random keys in a range of 200 different numbers. Specific keying combinations are available at no additional charge. This information must be included with the order.

Locks can be master keyed. Master keys are available at \$32 list price.

Additional series locks are available. Please contact Spacesaver. All locks have removable and interchangeable plugs. This feature provides for onsite custom keying. Locks can be supplied with the plugs installed or shipped separately. To install or remove lock plugs, a unique key is available at \$30 list price. Contact Spacesaver. To order plugs for field installation, specify "lock plugs not installed" on order. Order must specify total quantity of specific key-numbered locks.

Example: 30 plugs:
3 keyed alike
10 keyed alike
17 keyed alike

Standard Paint Finishes

All products are chemically etched prior to painting. This process enhances top coat bonding. The top coat is a high solids modified 40 sheen polyester enamel. The enamel is baked on to provide a scratch- and stain-resistant surface.

All inside and outside shell and drawer front surfaces are painted with the same specified paint color.

Interior components and accessories are Dark Tone. Mechanical components are black chrome-plated.

Powder coated/enamel finish colors shown in Color Selector are standard and are available where specifications call for painted surfaces.

Special Paint Finishes/Colors

All special colors, including other manufacturers' standard enamel finishes, are available subject to the following conditions:

- Two steel color chips (minimum 3" x 5") are required for color matching purposes. Paper samples are acceptable; however, a reasonable tolerance must be allowed when comparing the two variations.
- All nonstandard colors are available at no additional charge, but may be subject to extended lead times. Orders will not be processed until color match is approved. Verbal approval is accepted; however, written confirmation must follow.

Model Numbering System

Each character in the basic model number corresponds to a specific unit feature. How to Build a Model Number

Example: Custom Built Lateral Files

Optional Picks

SSL 36 555 BL CP Insert drawer options here CBW50 33412DV

SSL Product name Shell

36 Width 36" wide

555 Interior height (nominal) 55 1/2" high

BL Color code Black

CP Pack Commercial Pack (as opposed to Blanket Wrap)

Insert internal components here...

CBW50 Optional 50# Counterbalance weight

33412DV Optional 12" Front-to-back filing bars

Each internal component has a corresponding character:

D Drawer with side-to-side folder bars

DA Drawer with FBA folder bars

DE Drawer with FBE folder bars

R Receding door

RS Receding door, roll-out shelf

RSA Receding door, roll-out shelf with FBA folder bars

RSE Receding door, roll-out shelf with FBE folder bars

RED Receding door, end tab shelf with dividers

S Roll-out shelf

BS Blank shelf

ES End tab shelf

SS Slotted shelf

CR Coat rod

Models are built from the TOP TO THE BOTTOM.

The 334 model number for accessories indicates the item may be used in all cabinet widths.

NOTE: The unit must SPECIFY optional CBW and accessories as INSTALLED or they will be

shipped separately.

SPACESAVER® ACTIVESTOR® SPECIFICATIONS

Dimensions

Inside Drawer and Shelf Dimensions*	30W x 18D Cabinet			36W x 18D Cabinet			42W x 18D Cabinet		
	W	D	H	W	D	H	W	D	H
3" Drawer	26 $\frac{3}{4}$ "	15 $\frac{1}{16}$ "	2 $\frac{1}{16}$ "	32 $\frac{1}{8}$ "	15 $\frac{1}{16}$ "	2 $\frac{1}{16}$ "	38 $\frac{1}{8}$ "	15 $\frac{1}{16}$ "	2 $\frac{1}{16}$ "
6" Drawer	26 $\frac{3}{4}$ "	15 $\frac{1}{8}$ "	5 $\frac{23}{32}$ "	32 $\frac{1}{4}$ "	15 $\frac{1}{8}$ "	5 $\frac{23}{32}$ "	38 $\frac{1}{4}$ "	15 $\frac{1}{8}$ "	5 $\frac{23}{32}$ "
9" Drawer	26 $\frac{3}{4}$ "	15 $\frac{1}{8}$ "	8 $\frac{25}{32}$ "	32 $\frac{1}{4}$ "	15 $\frac{1}{8}$ "	8 $\frac{25}{32}$ "	38 $\frac{1}{4}$ "	15 $\frac{1}{8}$ "	8 $\frac{25}{32}$ "
10 $\frac{1}{2}$ " Drawer	26 $\frac{3}{4}$ "	15 $\frac{1}{8}$ "	10 $\frac{1}{4}$ "	32 $\frac{1}{4}$ "	15 $\frac{1}{8}$ "	10 $\frac{1}{4}$ "	38 $\frac{1}{4}$ "	15 $\frac{1}{8}$ "	10 $\frac{1}{4}$ "
12" Single Roll-out Shelf	26 $\frac{3}{4}$ "	15 $\frac{1}{8}$ "	10 $\frac{1}{16}$ "	32 $\frac{1}{4}$ "	15 $\frac{1}{8}$ "	10 $\frac{1}{16}$ "	38 $\frac{1}{4}$ "	15 $\frac{1}{8}$ "	10 $\frac{1}{16}$ "
12" Blank Shelf	26 $\frac{3}{4}$ "	16 $\frac{1}{16}$ "	10 $\frac{1}{8}$ "	32 $\frac{1}{4}$ "	16 $\frac{1}{16}$ "	10 $\frac{1}{8}$ "	38 $\frac{1}{4}$ "	16 $\frac{1}{16}$ "	10 $\frac{1}{8}$ "
12" End Tab Filing Shelf	26 $\frac{3}{4}$ "	15 $\frac{1}{4}$ "	10 $\frac{1}{16}$ "	32 $\frac{1}{4}$ "	15 $\frac{1}{4}$ "	10 $\frac{1}{16}$ "	38 $\frac{1}{4}$ "	15 $\frac{1}{4}$ "	10 $\frac{1}{16}$ "
12" Slotted Shelf	26 $\frac{3}{4}$ "	15 $\frac{1}{2}$ "	10 $\frac{1}{8}$ "	32 $\frac{1}{4}$ "	15 $\frac{1}{2}$ "	10 $\frac{1}{8}$ "	38 $\frac{1}{4}$ "	15 $\frac{1}{2}$ "	10 $\frac{1}{8}$ "
12" Drawer	26 $\frac{3}{4}$ "	15 $\frac{1}{8}$ "	11 $\frac{1}{2}$ "	32 $\frac{1}{4}$ "	15 $\frac{1}{8}$ "	11 $\frac{1}{2}$ "	38 $\frac{1}{4}$ "	15 $\frac{1}{8}$ "	11 $\frac{1}{2}$ "
13 $\frac{1}{2}$ " Roll-out Shelf	26 $\frac{3}{4}$ "	15 $\frac{1}{8}$ "	11 $\frac{1}{8}$ "	32 $\frac{1}{4}$ "	15 $\frac{1}{8}$ "	11 $\frac{1}{8}$ "	38 $\frac{1}{4}$ "	15 $\frac{1}{8}$ "	11 $\frac{1}{8}$ "
13 $\frac{1}{2}$ " Drawer	26 $\frac{3}{4}$ "	15 $\frac{1}{8}$ "	13 $\frac{1}{2}$ "	32 $\frac{1}{4}$ "	15 $\frac{1}{8}$ "	13 $\frac{1}{2}$ "	38 $\frac{1}{4}$ "	15 $\frac{1}{8}$ "	13 $\frac{1}{2}$ "
15" Single Roll-out Shelf	26 $\frac{3}{4}$ "	15 $\frac{1}{8}$ "	13 $\frac{1}{16}$ "	32 $\frac{1}{4}$ "	15 $\frac{1}{8}$ "	13 $\frac{1}{16}$ "	38 $\frac{1}{4}$ "	15 $\frac{1}{8}$ "	13 $\frac{1}{16}$ "
15" Blank Shelf	26 $\frac{3}{4}$ "	16 $\frac{1}{16}$ "	13"	32 $\frac{1}{4}$ "	16 $\frac{1}{16}$ "	13"	38 $\frac{1}{4}$ "	16 $\frac{1}{16}$ "	13"
15" End Tab Filing Shelf	26 $\frac{3}{4}$ "	15 $\frac{1}{4}$ "	13 $\frac{3}{8}$ "	32 $\frac{1}{4}$ "	15 $\frac{1}{4}$ "	13 $\frac{3}{8}$ "	38 $\frac{1}{4}$ "	15 $\frac{1}{4}$ "	13 $\frac{3}{8}$ "
15" Drawer	26 $\frac{3}{4}$ "	15 $\frac{1}{8}$ "	14 $\frac{1}{16}$ "	32 $\frac{1}{4}$ "	15 $\frac{1}{8}$ "	14 $\frac{1}{16}$ "	38 $\frac{1}{4}$ "	15 $\frac{1}{8}$ "	14 $\frac{1}{16}$ "
Cupboard	28 $\frac{1}{2}$ "	17"		34 $\frac{1}{2}$ "	17"		40 $\frac{1}{2}$ "	17"	

* Dimensions have been taken from the front raised edge of roll-out shelf. The inside clear dimension wide approximately 1/2" greater.

Hanging File Configurations		30W Cabinet	36W Cabinet	42W Cabinet
Letter	side-to-side	30FBA	36FBA	42FBA
	front-to-back	30FBA w(2)334FBK	36FBA w(2)334FBC	42FBA w(3)334FBK
Legal	side-to-side	30FBA	36FBA	42FBA
	front-to-back		36FBA w(2)334FBK	42FBA w(2)334FBK
EDP	side-to-side	30FBE	36FBE	42FBE

Inside Clear Dimensions of Shelf and Drawer Options

	6" Roll-out Shelf Behind Receding Door	12" Roll-out Shelf Behind Receding Door	Blank Shelf Behind Receding Door	End Tab Shelf Behind Receding Door	Drawer
3"					2 $\frac{1}{16}$ "
6"					5 $\frac{23}{32}$ "
9"					8 $\frac{25}{32}$ "
10.5"					10 $\frac{1}{4}$ "
12"					11 $\frac{1}{16}$ "
13.5"					13 $\frac{3}{8}$ "
15"					14 $\frac{1}{16}$ "

SPACESAVER® ACTIVESTOR® SPECIFICATIONS

Lateral Filing and Storage System Planning Guide

Listed on the following pages is information to assist in matching customer storage requirements with filing and storage system components.

Identify the media type, as illustrated on the left hand side of the page. Match the media type with the method of storage. Often side-to-side (across the width of the cabinet) and front-to-back (from the front of the cabinet to the back) options are available. By reviewing figures in the Lineal Capacity column, greater capacity can be identified.

The minimum required opening or module height for a particular media type is identified in bold print. Often larger modules are available and can be used to build up to specific cabinet heights or provide for future storage needs. The other size options are listed in regular print.

The “**Lineal Capacity**” column refers to the total number of storage inches available per opening. When the column is titled “**Capacity**,” the figures refer to the actual number of pieces able to store in the opening.

By comparing the customer’s overall storage need with the capacity per opening, the required number of drawers can be calculated, then specified, into the appropriate cabinet.

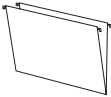
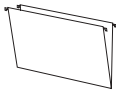
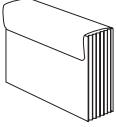
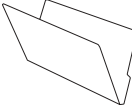
SPACESAVER® ACTIVESTOR® SPECIFICATIONS

Lateral Filing and Storage System Planning Guide

Company _____ Location _____

Floor _____

Department _____

MEDIA TYPE		FILING METHOD	REQUIRED OPENING HEIGHT	CABINET WIDTH	LINEAL CAPACITY PER OPENING	REQUIRED CAPACITY	REQUIRED NUMBER OF DRAWERS
LETTER OR LEGAL SIZE HANGING FILE FOLDERS 	LETTER SIZE	SIDE-TO-SIDE ON "A" TYPE FOLDER BARS	10½", 12", 13½"	30"	27"		
				36"	33"		
				42"	39"		
	LETTER SIZE	FRONT-TO-BACK ON FBK TYPE FOLDER BARS	10½", 12", 13½"	30"	31"		
				36"	31"		
				42"	46½"		
	LEGAL SIZE	SIDE-TO-SIDE ON "A" TYPE FOLDER BARS	10½", 12", 13½"	30"	27"		
				36"	33"		
				42"	39"		
	LEGAL SIZE	FRONT-TO-BACK ON FBK TYPE FOLDER BARS	10½", 12", 13½"	30"	15½"		
				36"	31"		
				42"	31"		
LETTER OR LEGAL SIZE ACCORDIAN FOLDERS* 		SET ON BLANK OR END TAB SHELF	12", 13½"	30"	10 PER SHELF		
				36"	12 PER SHELF		
				42"	15 PER SHELF		
		SET IN DRAWER	10½" 12" DRAWER	30"	10 PER SHELF		
				36"	12 PER SHELF		
				42"	15 PER SHELF		
LETTER OR LEGAL SIZE FILE FOLDERS 	END TAB	SET ON END TAB SHELF	12"	30"	27"		
				36"	33"		
				42"	39"		
	TOP TAB	SET IN DRAWER	10½" 12" DRAWER	30"	27"		
				36"	33"		
				42"	39"		

* VARIOUS WIDTHS AVAILABLE. CAPACITY ASSUMES 2½" WIDE.

Refer to page 3 for inside drawer dimensions.


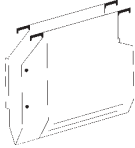

SPACESAVER® ACTIVESTOR® SPECIFICATIONS

Lateral Filing and Storage System Planning Guide

Company _____ Location _____

Floor _____

Department _____

MEDIA TYPE		FILING METHOD	REQUIRED OPENING HEIGHT	CABINET WIDTH	LINEAL CAPACITY PER OPENING	REQUIRED CAPACITY	REQUIRED NUMBER OF DRAWERS
LETTER OR LEGAL SIZE OBLIQUE HANGING FILES 	LETTER SIZE	SIDE-TO-SIDE ON OBLIQUE RAIL ASSEMBLIES	10½", 12", 13½"	30" 36" 42"	27" 33" 39"		
	LEGAL SIZE	SIDE-TO-SIDE ON OBLIQUE RAIL ASSEMBLIES	10½", 12", 13½", 15", 18"	30" 42" 42"	27" 33" 39"		
LETTER OR LEGAL SIZE UNIFILE HANGING FILES 	LETTER SIZE	SIDE-TO-SIDE ON UNIFILE RAIL ASSEMBLIES Consult Factory	10½", 12", 13½"	30" 36" 42"	27" 33" 39"		
	LEGAL SIZE	SIDE-TO-SIDE ON UNIFILE RAIL ASSEMBLIES Consult Factory	10½", 12", 13½", 15"	30" 42" 42"	27" 33" 39"		
LETTER OR LEGAL SIZE EXECUTIVES 	LETTER SIZE	SIDE-TO-SIDE ON "A" TYPE FOLDER BARS	10½"	30" 36" 42"	27" 33" 39"		
	LEGAL SIZE	FRONT-TO-BACK ON FBK TYPE FOLDER BARS	10½", 12"	30" 42" 42"	27" 33" 39"		








SPACESAVER® ACTIVESTOR® SPECIFICATIONS

Lateral Filing and Storage System Planning Guide

Company _____ Location _____

Floor _____

Department _____

MEDIA TYPE	FILING METHOD	REQUIRED OPENING HEIGHT	CABINET WIDTH	LINEAL CAPACITY PER OPENING	REQUIRED CAPACITY	REQUIRED NUMBER OF DRAWERS
PRINT-OUT BINDERS 14" X 11" PAPER		SIDE-TO-SIDE ON "E" TYPE FOLDER BARS	13½", 15"	30"	27"	
				36"	33"	
				42"	39"	
14" X 8½" PAPER		SIDE-TO-SIDE ON "A" TYPE FOLDER BARS	10½", 12", 13½"	30"	27"	
				36"	33"	
				42"	39"	
11" X 8½" PAPER		SIDE-TO-SIDE ON "A" TYPE FOLDER BARS	10½", 12", 13½"	30"	27"	
				36"	33"	
				42"	39"	
8½" X 11" PAPER		FRONT-TO-BACK ON FBK TYPE FOLDER BARS	10½", 12", 13½"	30"	31"	
				36"	31"	
				42"	46½"	
8½" X 11" PAPER		SIDE-TO-SIDE ON "E" TYPE FOLDER BARS	13½", 15"	30"	27"	
				36"	33"	
				42"	39"	
SUSPENDED PRINT-OUTS 14" X 11" PAPER		SUSPEND SIDE-TO-SIDE ON "KIF" TYPE FRAME	15"	30"	27"	
				36"	33"	
				42"	39"	
14" X 8½" PAPER		SUSPEND SIDE-TO-SIDE ON "KIF" TYPE FRAME	12", 13½"	30"	27"	
				36"	33"	
				42"	39"	


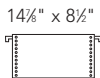

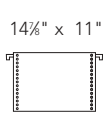
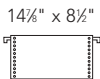

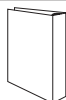
SPACESAVER® ACTIVESTOR® SPECIFICATIONS

Lateral Filing and Storage System Planning Guide

Company _____ Location _____

Floor _____

Department _____

MEDIA TYPE	FILING METHOD	REQUIRED OPENING HEIGHT	CABINET WIDTH	LINEAL CAPACITY PER OPENING	REQUIRED CAPACITY	REQUIRED NUMBER OF DRAWERS
WRIGHTLINE SUSPENDED PRINT- OUTS 14" X 11" PAPER 	SUSPEND SIDE-TO-SIDE ON "WLD" TYPE FRAME	15"	30"	27"		
			36"	33"		
			42"	39"		
14" X 8½" PAPER 	SUSPEND SIDE-TO-SIDE ON "WLD" TYPE FRAME	12", 13½"	30"	27"		
			36"	33"		
			42"	39"		
11" X 8½" PAPER 	SUSPEND SIDE-TO-SIDE ON "WLD" TYPE FRAME	12", 13½"	30"	27"		
			36"	33"		
			42"	39"		
14" X 11" PAPER 	HANG SIDE-TO-SIDE ON "E" TYPE FOLDER BARS	15"	30"	27"		
			36"	33"		
			42"	39"		
14" X 8½" PAPER 	HANG SIDE-TO-SIDE ON "A" TYPE FOLDER BARS	10½", 12"	30"	27"		
			36"	33"		
			42"	39"		
11" X 8½" PAPER 	HANG SIDE-TO-SIDE ON "A" TYPE FOLDER BARS	10½", 12"	30"	27"		
			36"	33"		
			42"	39"		
8½" X 11" BINDER 	SET ON BLANK OR END TAB SHELF OR IN DRAWER	13½", 15"	30"	10 PER OPENING		
			36"	12 PER OPENING		
			42"	15 PER OPENING		

*VARIOUS WIDTHS AVAILABLE
CAPACITY ASSUMES 2½" WIDE


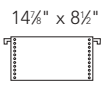
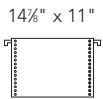
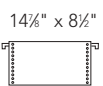

SPACESAVER® ACTIVESTOR® SPECIFICATIONS

Lateral Filing and Storage System Planning Guide

Company _____ Location _____

Floor _____

Department _____

MEDIA TYPE	FILING METHOD	REQUIRED OPENING HEIGHT	CABINET WIDTH	LINEAL CAPACITY PER OPENING	REQUIRED CAPACITY	REQUIRED NUMBER OF DRAWERS
ACCO SUSPENDED PRINT-OUT 14" X 11" PAPER 	SUSPEND SIDE-TO-SIDE ON "ADF" TYPE FRAME	15"	30"	27"		
			36"	33"		
			42"	39"		
14" X 8½" PAPER 	SUSPEND SIDE-TO-SIDE ON "ADF" TYPE FRAME	12", 13½"	30"	27"		
			36"	33"		
			42"	39"		
14" X 11" PAPER 	HANG SIDE-TO-SIDE ON "E" TYPE FOLDER BARS	15"	30"	27"		
			36"	33"		
			42"	39"		
14" X 8½" PAPER 	HANG SIDE-TO-SIDE ON "A" TYPE FOLDER BARS	10½", 12"	30"	27"		
			36"	33"		
			42"	39"		
WILSON JONES SUSPENDED PRINT-OUT 14" X 11" PAPER 	SUSPEND SIDE-TO-SIDE ON "WJB" TYPE FRAME	15"	30"	27"		
			36"	33"		
			42"	39"		





SPACESAVER® ACTIVESTOR® SPECIFICATIONS

Lateral Filing and Storage System Planning Guide

Company _____ Location _____

Floor _____

Department _____

MEDIA TYPE	FILING METHOD	REQUIRED OPENING HEIGHT	CABINET WIDTH	CAPACITY PER OPENING	REQUIRED CAPACITY	REQUIRED NUMBER OF DRAWERS
7" AND 8" MAGNETIC TAPE REELS 	SET ON "RRF" TYPE RACK IN FILE DRAWER	10½", 12"	30"	20 PER OPENING		
			36"	26 PER OPENING		
			42"	31 PER OPENING		
	SET ON "RRC" TYPE RACK IN STORAGE CABINET	10½", 12"	30"	23 PER OPENING		
			36"	28 PER OPENING		
			42"	33 PER OPENING		
7" AND 8" SUSPENDED TAPE SEALS 	SUSPEND SIDE-TO-SIDE ON "WLD" TYPE FRAME	12"	30"	24" PER OPENING		
			36"	29" PER OPENING		
			42"	34" PER OPENING		
10" MAGNETIC TAPE REELS 	SET ON "RRF" TYPE RACK IN FILE DRAWER IN STORAGE CABINET	13½", 15"	30"	20 PER OPENING		
			36"	26 PER OPENING		
			42"	31 PER OPENING		
	SET ON "RRC" TYPE RACK	15"	30"	23 PER OPENING		
			36"	28 PER OPENING		
			42"	33 PER OPENING		
10" SUSPENDED TAPE SEALS 	SUSPEND SIDE-TO-SIDE ON "WLD" TYPE FRAME	13½", 15"	30"	24" PER OPENING		
			36"	29" PER OPENING		
			42"	34" PER OPENING		




SPACESAVER® ACTIVESTOR® SPECIFICATIONS

Lateral Filing and Storage System Planning Guide

Company _____ Location _____

Floor _____

Department _____

MEDIA TYPE	FILING METHOD	REQUIRED OPENING HEIGHT	CABINET WIDTH	CAPACITY PER OPENING	REQUIRED CAPACITY	REQUIRED NUMBER OF DRAWERS
HARD DISK IBM 2315 OR 5440 	SET ON TWO 6" ROLL-OUT SHELVES	BEHIND 12", 13½" RECEDING DOOR	30"	2 PER OPENING		
			36"	4 PER OPENING		
			42"	4 PER OPENING		
	SET ON BLANK OR END TAB SHELF	3", 6" DRAWER	30"	1 PER OPENING		
			36"	2 PER OPENING		
			42"	2 PER OPENING		
4" DISC PACK IBM 1316 	SET ON TWO 6" ROLL-OUT SHELVES	BEHIND 12", 15" RECEDING DOOR	30"	2 PER OPENING		
			36"	4 PER OPENING		
			42"	4 PER OPENING		
	SET ON BLANK OR END TAB SHELF	6" DRAWER	30"	1 PER OPENING		
			36"	2 PER OPENING		
			42"	2 PER OPENING		
6" DISK PACK IBM 2316 	SET ON TWO 6" ROLL-OUT SHELVES	BEHIND 15" RECEDING DOOR	30"	2 PER OPENING		
			36"	4 PER OPENING		
			42"	4 PER OPENING		
	SET ON BLANK OR END TAB SHELF	9" DRAWER	30"	1 PER OPENING		
			36"	2 PER OPENING		
			42"	2 PER OPENING		



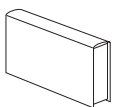

SPACESAVER® ACTIVESTOR® SPECIFICATIONS

Lateral Filing and Storage System Planning Guide

Company _____ Location _____

Floor _____

Department _____

MEDIA TYPE	FILING METHOD	REQUIRED OPENING HEIGHT	CABINET WIDTH	CAPACITY PER OPENING	REQUIRED CAPACITY	REQUIRED NUMBER OF DRAWERS
7" DISK PACK IBM 3336 	SET ON SHELF	9" DRAWER	30"	1 PER OPENING		
			36"	2 PER OPENING		
			42"	2 PER OPENING		
2½" X 4" VHS CASSETTE 	FRONT-TO-BACK WITH DRAWER ORGANIZER OPTION	6" DRAWER	30"	125 PER OPENING		
			36"	150 PER OPENING		
			42"	200 PER OPENING		
	FRONT-TO-BACK ON TWO ROLL-OUT SHELVES WITH DRAWER ORGANIZER OPTION	BEHIND 12" RECEDING DOOR	30"	250 PER OPENING		
			36"	300 PER OPENING		
			42"	400 PER OPENING		
8" X 4" VHS CASSETTES 	FRONT-TO-BACK WITH DRAWER ORGANIZER OPTION	6" DRAWER	30"	45 PER OPENING		
			36"	60 PER OPENING		
			42"	60 PER OPENING		
	FRONT-TO-BACK ON TWO ROLL-OUT SHELVES WITH DRAWER ORGANIZER OPTION	BEHIND 12" RECEDING DOOR	30"	90 PER OPENING		
			36"	120 PER OPENING		
			42"	120 PER OPENING		
6" X 4" X 6MM TAPE CARTRIDGE 	FRONT-TO-BACK WITH DRAWER ORGANIZER OPTION	6" DRAWER	30"	64 PER OPENING		
			36"	64 PER OPENING		
			42"	80 PER OPENING		
	FRONT-TO-BACK ON TWO ROLL-OUT SHELVES WITH DRAWER ORGANIZER OPTION	BEHIND 12" RECEDING DOOR	30"	128 PER OPENING		
			36"	128 PER OPENING		
			42"	160 PER OPENING		



SPACESAVER® ACTIVESTOR® SPECIFICATIONS

Lateral Filing and Storage System Planning Guide

Company _____ Location _____

Floor _____

Department _____

MEDIA TYPE	FILING METHOD	REQUIRED OPENING HEIGHT	CABINET WIDTH	CAPACITY PER OPENING	REQUIRED CAPACITY	REQUIRED NUMBER OF DRAWERS
3½" DISKETTES IN 10 PAC DISC CASE 	SET IN DRAWER	6" DRAWER	30"	18 PAC		
			36"	24 PAC		
			42"	24 PAC		
	SET ON TWO 6" ROLL-OUT SHELVES	BEHIND 12", 13½" RECEDING DOOR	30"	36 PAC		
			36"	48 PAC		
			42"	48 PAC		
	SET ON SHELF	6"	30"	35 PAC		
			36"	42 PAC		
			42"	56 PAC		
	SET ON TWO ROLL-OUT SHELVES	BEHIND 12", 13½" RECEDING DOOR	30"	70 PAC		
			36"	84 PAC		
			42"	112 PAC		
5¼" DISKETTES IN 10 PAC DISK CASE 	SET IN DRAWER	6" DRAWER	30"	40 PAC		
			36"	40 PAC		
			42"	50 PAC		
	SET ON TWO 6" ROLL-OUT SHELVES	BEHIND 12", 13½" RECEDING DOOR	30"	80 PAC		
			36"	80 PAC		
			42"	100 PAC		



Storage Solved®

Website: www.spacesaver.com
E-mail: ssc@spacesaver.com



USA

1450 Janesville Avenue
Fort Atkinson, Wisconsin
53538-2798 USA
Telephone 920/563-6362
Toll Free 800/492-3434
Fax 920/563-2702

Canada

266 King Street East
Toronto, Ontario M5A 4L5
Telephone 416/360-1022
Toll Free 800/544-3679
Fax 416/360-7290

United Kingdom

Commonwealth House
148-153 High Holborn
London, England WC1V 6PJ
Telephone 020/7404-7441
Fax 020/7404-7442